

# TELECOMPONENTS

## TLDS/2200 FM TRANSMITTER 2.2 Kw



### TELECOMPONENTS 2.2 Kw FM TRANSMITTERS





## PRODUCT DESCRIPTION

Available with RF nominal power of 2200W

The innovative 2.2 kW FM Transmitter is a compact device with only 2RU, showing high-performance engineering features and design.

## MAIN FEATURES

- Highest overall RF efficiency  $\geq 85\%$
- Nominal RF power up to 2200W
- UAQ Ultimate Audio Quality
- High stereo performance typ. 60 dB
- 6<sup>th</sup> LD-MOS generation VSWR 65:1
- Large LCD color display with touch panel
- AC mains 90-260 VAC extend range with PFC
- CCIR & FCC compliant
- Remote Control through mobile APP
- Web TCP/IP
- MES™, UAQ™, ICS™
- Externally removable fan
- Swap type power supply (GE CP2000/CP3500)
- Removable dust filter

## OPTIONS

- DDS Direct Digital Synthesis
- AES/EBU Audio Input
- RDS coder
- SNMP V2 remote control
- OIRT and JPN version
- Audio Over IP
- GSM Telemetry
- SFN Reference
- Deep Tropicalization

## PRODUCT INNOVATION

The Low power series of FM Transmitter is provided with the best available technologies developed by Telecomponents Laboratories. Our innovative solutions are carefully designed in order to always guarantee efficiency, reliability and ease of use.

### Maximized Efficiency System

MES is an intelligent system of automatic regulation of the power devices working point: efficiencies RF/AC up to 85% and reduction of air and electricity consumption.



### Ultimate Audio Quality

UAQ is a sophisticated system that allows to obtain audio quality levels higher than industry standards and the current characteristics of digital modulations.



### Intelligent Air Cooling System

ICS is a smart innovation that regulates the amount of cooling air according to the environmental conditions and the needs of the transmitter, reducing energy waste.



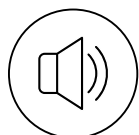
### Evolution Touch

Quick and intuitive control of the Transmitter thanks to the full colour touch screen, an easy-to-use LCD display installed on the device front panel.



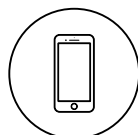
### Software Energy Saving

Energy and time saving through RFE smart software, directly installed on the Transmitter: the innovative firmware ensuring easy control and high performance.



### Full Audio Interface

All the basic audio features included in RFE Transmitters: L+R board, MPX audio and Stereo coder in order to obtain almost digital audio quality.



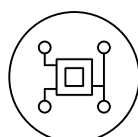
### Mobile Remote Control

Complete and remote control of the Transmitter via mobile, web or GSM, monitoring every function in total comfort.



### Liquid Cooling System AVAILABLE ON REQUEST

RFE innovative solution designed to improve the action of cooling the Transmitter by using liquids such as water, instead of the usual air system.



### Direct Digital Synthesis AVAILABLE ON REQUEST

The innovation of the digital audio modulator, a smart technology able to further improve audio quality by producing digital sound.

**GENERAL**

<b>Power Output</b>	Programmable from 200W to 2200W
<b>RF Output Impedance</b>	50 ohm
<b>RF Output Connector</b>	DIN 7/16" (EIA 7/8" on request)
<b>Monitor RF</b>	BNC connector
<b>VSWR</b>	1,5:1 WITH AUTOMATIC FOLDBACK
<b>Frequency Range</b>	87.5 ÷ 108.00 MHz, on request 66 ÷ 74 MHz (OIRT) 76 ÷ 90 MHz (JPN) Programmable in 10kHz steps
<b>Frequency Stability</b>	±1 ppm from -5 to 45°C
<b>Type of Modulation</b>	Analog
<b>Off Lock Attenuation</b>	≥ -80 dBc
<b>Modulation Capability</b>	±150 KHz
<b>Limiter built in</b>	
<b>Power Good Detector</b>	adjustable from 20÷90% of the power
<b>Audio Presence Detector</b>	adjustable time from front panel
<b>Modulation Mode</b>	Mono, Stereo, Multiplex
<b>Preemphasis</b>	Flat/50/75µs selectable from front panel
<b>Asynchronous AM S/N Ratio</b>	-70 dB
<b>Synchronous AM S/N Ratio</b>	-65 dB
<b>RF Harmonics</b>	Exceeds EBU/CCIR/FCC requirements
<b>RF Spurious</b>	Exceeds EBU/CCIR/FCC requirements

**MONO  
OPERATION**

<b>Audio Input Impedance</b>	600 ohm - 10 Kohm balanced
<b>Audio Input Level</b>	-6 to +12 dBm
<b>Input Connector</b>	XLR female
<b>Audio Frequency Response</b>	±0.1 dB, 20 Hz to 15 KHz
<b>Total Harmonic Distortion + Noise</b>	0,1% @ 400 Hz
<b>Intermodulation Distortion</b>	0,1%, 1 KHz/1.3 KHz, 1:1 ratio
<b>Transient Intermodulation Distortion</b>	0,1% 2.96KHz square wave and 14 KHz sine wave
<b>Distortion</b>	0,1% 2.96KHz square wave and 14 KHz sine wave
<b>FM S/N Ratio</b>	-80 dB ±75 KHz dev.

**STEREO  
OPERATION**

<b>Input Impedance</b>	600 ohm - 10 Kohm balanced
<b>Input Level</b>	-6 to +12 dBm
<b>Input Connector</b>	XLR female
<b>Frequency Response</b>	±0.1 dB, 20 Hz to 15 KHz
<b>Total Harmonic Distortion + Noise</b>	0,1% @ 400 Hz
<b>Intermodulation Distortion</b>	0,1%, 1 KHz/1.3 KHz, 1:1 ratio
<b>Transient Intermodulation Distortion</b>	0,1% 2.96KHz square wave and 14 KHz sine wave
<b>FM S/N Ratio</b>	-80 dB below ±75 KHz dev.
<b>Stereo Separation</b>	1kHz ≥ -60dB
<b>Crosstalk attenuation</b>	Main to Sub -70 dB 30 Hz to 15 KHz
<b>38 KHz Suppression</b>	≥ -85 dB
<b>Pilot Frequency</b>	19 KHz ± 1 Hz
<b>Output Pilot</b>	1 Vpp., BNC female

<b>MULTIPLEX OPERATION</b>	<b>Composite Input Impedance</b>	2 Kohm unbalanced
	<b>Composite Input Level</b>	-6 to +12 dBm
	<b>Input Connector</b>	BNC female
	<b>Composite Amplitude Response</b>	±0.1 dB, 30 Hz to 100 KHz
	<b>Total Harmonic Distortion + Noise</b>	0.1% @ 400 Hz
	<b>Intermodulation Distortion</b>	0.1%, 1 KHz/1.3 KHz, 1:1 ratio
	<b>Transient Intermodulation Distortion</b>	0.1% 2.96KHz square wave and 14 KHz sine wave
	<b>FM S/N Ratio</b>	-80 dB below ±75 KHz dev.
<b>AES/EBU OPERATION</b>	<b>Input Connector</b>	XLR female, optical TOS-LINK
	<b>Data Format</b>	S/PDF, AES/EBU, IEC958, EIAJCP340/1201
	<b>D/A Converter</b>	24 bit
	<b>Sampling Frequency</b>	from 32 to 96 KHz
<b>SCA, RDS, AUX OPERATION</b>	<b>Input Impedance</b>	≥ 2 Kohm
	<b>Input Level</b>	-6 to +12 dBm
	<b>Frequency Response</b>	±0.1 dB, 50 KHz to 100 KHz
	<b>Input Connector</b>	BNC female
<b>AUXILIARY CONNECTIONS</b>	<b>RS485</b>	DB9 connector back panel
	<b>Telemetry Interface</b>	connector DB25 back panel
	<b>LAN</b>	RJ45 connector back panel
	<b>MPX OUT</b>	connector BNC back panel
<b>OPTIONS</b>		AES/EBU -SPDIF
		RDS/RBDS Programmable Coder via PC
		OIRT or JPN version
		SNMP v2-v3
		Audio Over IP
		DDS Direct Digital Synthesis
<b>ELECTRICAL</b>	<b>AC Input Power</b>	200-400 VAC 50/60 HZ 3phase+N
	<b>AC Apparent Power Consumption</b>	100VA=50W, 200VA=100W, 450VA=300W, 750VA=500W
	<b>Cos Ø</b>	> 0.98
	<b>Cooling</b>	Forced air or Liquid Cooling (optional)
	<b>Acoustic noise</b>	< -56 dBa @ 1 meter
	<b>SFN Reference</b>	
<b>ENVIRONMENTAL</b>	<b>Operating temperature</b>	-10°C to +50°C
	<b>Max Operating Altitude</b>	4500 mt
	<b>Relative Humidity Range</b>	0 to 90%
<b>PHYSICAL DIMENSION</b>	<b>Mounting</b>	Standard 19" chassis <sup>36</sup> U rack
	<b>Size</b>	W x570mm Dx450 Hx89mm
	<b>Weight</b>	-12kg